

AVIONTÉ
CONNECT

Virtual Experience Aug 4-6 2020

Standard Reporting and Business Intelligence in BOLD

Introductions



David Webb
Product Trainer

- Product Trainer
- Two years at Avionte
- Experience as a technical recruiter
- Spends (arguably too much) free time watching YouTube videos in attempt to know a little more about everything

Agenda



About standard reporting and BI reporting



Accessing and using standard reports



Accessing and using BI reports



BI Reporting scenarios



Reviewing best practices

Standard Reporting

Configurable

- Run Time Parameters can be set to provide the data and time frame needed

Real-Time Data

- Up-to-the-minute data is included

Exportable

- Reports can be exported to Excel for further analysis

Business Intelligence Reporting

Configurable

- Filter down your data to display what you NEED to see


Non-Standard

- BI Reports require additional user setup


Exportable

- Share you reports with other BI users
- Schedule reports to automatically be delivered

Accessing and Using Standard Reporting



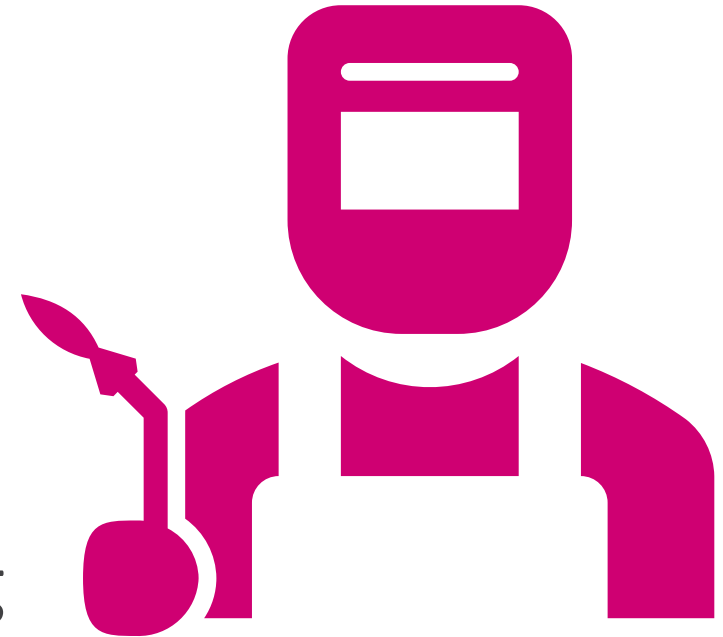
Accessing and Using BI Reporting



The Scenario: Open Positions and Status

The Recruiting Manager for Hillside Hiring, is trying to identify open positions and what the interview status is for each position.

They are searching for Key Performance Indicators (KPIs) showing progress on open roles.



The Scenario: Salesperson Performance

The Sales Manager for Performance Group is looking for sales numbers for each salesperson on their team.


They are searching for Key Performance Indicators (KPIs) that indicate how current sales and possible future sales.



The Scenario: Recruiter Performance

The Operations Manager for Superb Staffing is looking for metrics to determine how productive their recruiters have been.

They are searching for Key Performance Indicators (KPIs) generated from the Avionté Platform.



Best Practices



Formulate a question to solve with a report.



Review standard reports list and BI reports list.



After modifying report parameters, save changes for future use.



Run reports on a regular basis to compare results over time.

Review



About standard reporting and BI reporting



Accessing and using standard reports



Accessing and using BI reports



BI Reporting scenarios



Reviewing best practices

Tell us how we did

1. Open the Bizzabo app or CONNECT 2020 website
2. Select the **Agenda** tab from the main tab
3. Locate this session in the agenda & click on the session title
4. “Rate” the session (0-5 hearts)
5. Scroll to the bottom & click **Take Poll** to leave comments

THANK YOU FOR YOUR FEEDBACK!

**Thank you for
attending!**